

The Kent bat box

Simple to construct, self-cleaning and low maintenance.

The only critical measurement is the width of the crevices—these should be no larger than suggested. Other measurements are approximate.

Materials and construction

Box to be made from untreated rough-sawn timbers

Timber should be c.20mm thick

The box should be rainproof and draught-free

Crevices can be between 15 and 25 mm wide

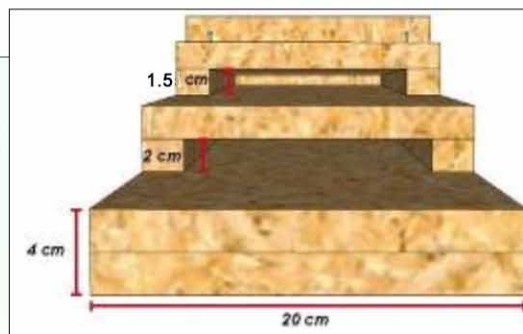
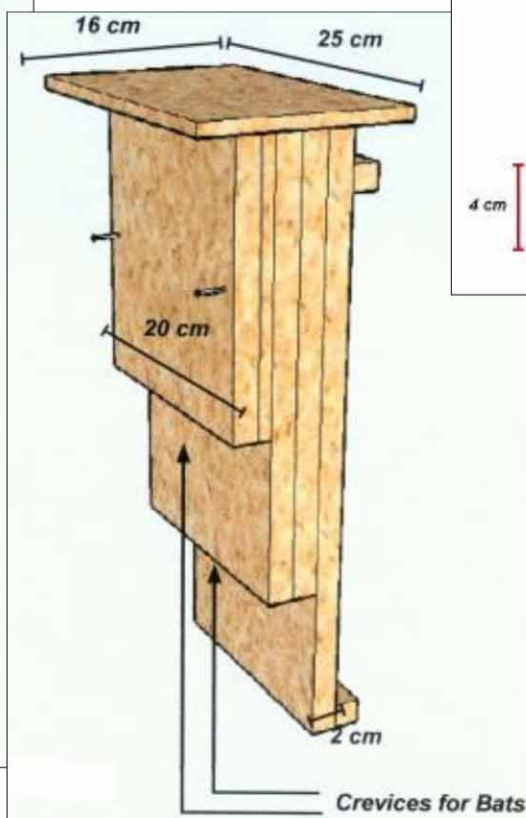
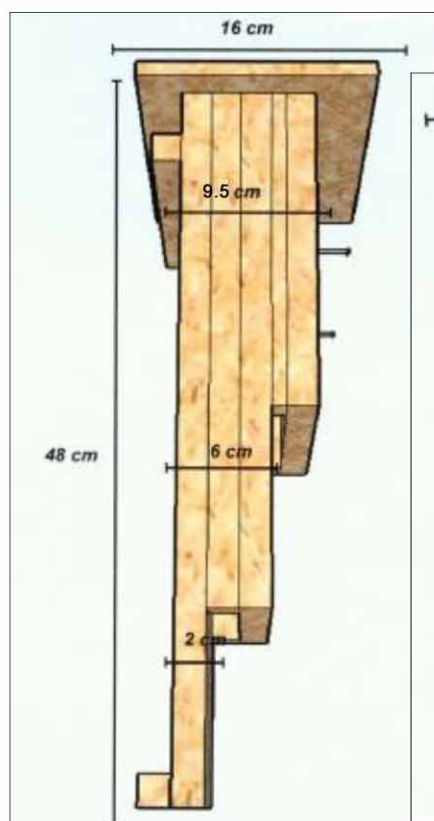
Fixing may be by use of brackets, durable bands or wires

Location

Boxes are best fixed as high as possible in a sheltered wind-free position, exposed to the sun for part of the day.

They can be fitted to walls, other flat surfaces or trees

A clear flight line to the entrance is important



This design has been developed by Kent Bat Group

We'd like to know how successful it is. Please send any comments or records of bats seen using it to: records@kentbatgroup.org.uk

With thanks to Glen Sharman for help in producing the prototype and Lloyd Bore for providing plans.

Kent Bat Group

www.kentbatgroup.org.uk

Reg Charity No. 1079767

